



Installation Instructions

SLAB BOXING SYSTEM

Queries, orders, customer support

Southland Industries Pty Ltd
PO Box 399
Moonah TAS 7009
Freecall 1800 656 771
info@southlandind.com.au

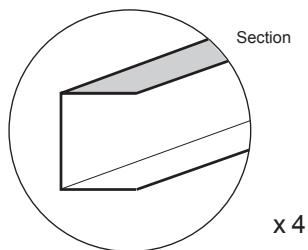
Attention

Carefully read through the IMPORTANT NOTES and the following installation instructions before installing an ACERMAX product. These must always be issued to the owner/user

Trademarks used in this document are protected and registered trademarks of the respective holder.

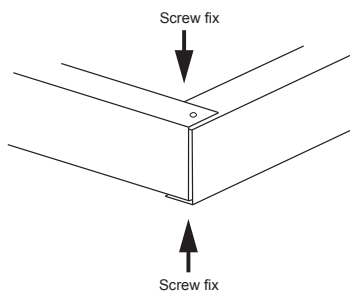
© GARDENSTAR All rights reserved.

Reprints are only permitted with special approval.



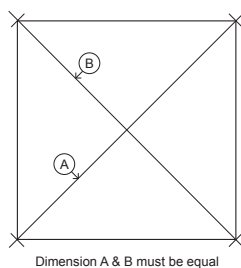
1

Fix sections together



2

Square boxing



3

Fix with holding screws

